

 ARTITALIA GROUP

#FINDING  
NGT  
HEA  
RTIN  
EVE  
RYTH  
ING

# About the Makers

## **Artitalia Group, where passion meets innovation**

Incorporated in 1984 and headquartered in Montreal, Artitalia Group was founded by four craftsmen who shared an undying passion for the artistry of manufacturing. They set out to become the number one provider of complete retail environments and custom fixtures around the world. Since then, Artitalia has expanded to different markets, revolutionizing each one through its commitment to innovation and creativity.

Artitalia Group offers quality products and services required to manage end-to-end specialty programs, from conception to completion. We take pride in being able to offer custom solutions to challenging issues and provide peace of mind to our valued clients. Artitalia Group, helping companies reimagine what's possible since 1984.



# THE ARTITALIA GROUP ADVANTAGE



## • World-Class Manufacturing and Design

Combining the manufacturing capabilities of elite facilities with design and engineering firm standards.



## • Industry Leading Products at Competitive Prices

Diverse portfolio consisting of innovative, versatile and quality products to help you revitalize the customer experience and connect with your clientele.



## • Dedicated Client Management Team

Designated customer-centric team closely follows your project from conception to completion. Each client is assigned the following:

- ✓ Account Executive
- ✓ Project Manager
- ✓ Customer Service Representative
- ✓ Designer
- ✓ Engineer
- ✓ Estimator



## • Project Tracking Reimagined

Proprietary Web Tracker offers 24/7 tracking with every project, allowing for quick access to all relevant documents. Technical drawings, installation manuals, how-to videos and so much more, all in one convenient place.



## • Worldwide Manufacturing & Warehousing Capabilities

Multi-continent facilities allow for timely deliveries without sacrificing on quality.



## • Two Time Winner of Canada's Best Managed Companies 2019 - 2020

We invest in our employees so they can be at their best for you. As part of Deloitte's Best Managed Companies, we pride ourselves on offering the best customer experience at every level of business.

**MATERIAL HANDLING**

# **SORTING CARTS**

---

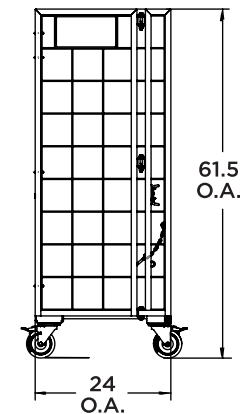
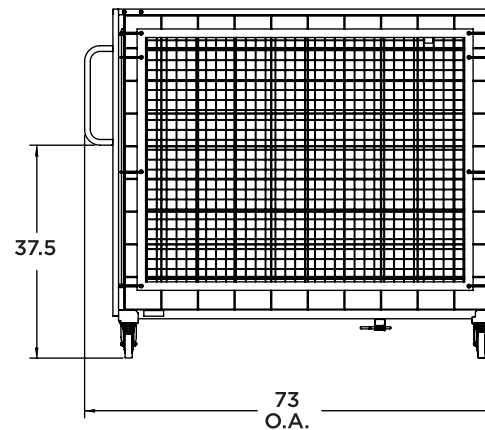


# SUPPLEMENTAL CART

## PRODUCT SUMMARY

- Collapses & nests to reduce footprint for convenient storage
- Front and side loading
- One-touch drop down cargo netting
- Wire grid frame on 2 sides
- 2 swivel casters, 1 rigid caster and 1 directional lock caster
- Total lock foot brakes to keep cart stationary

L 73.00" | W 24.00" | H 61.50"

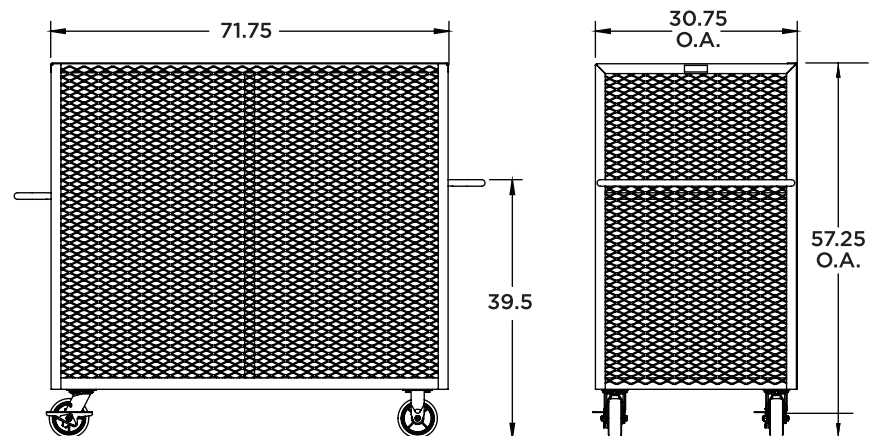


# DOCK SORT CART

## PRODUCT SUMMARY

- Front loading
- Push handles on both sides
- Expanded metal on 3 sides to allow for better visibility and airflow
- Steel construction
- Solid steel base
- 6" casters with stainless steel housing and Polyurethane HI-TECH wheels.
- 2 rigid casters and 2 swivel casters with foot brake

L 71.75" | W 30.75" | H 57.25"



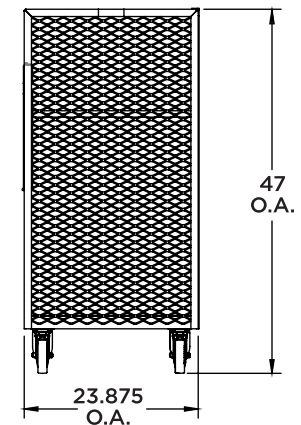
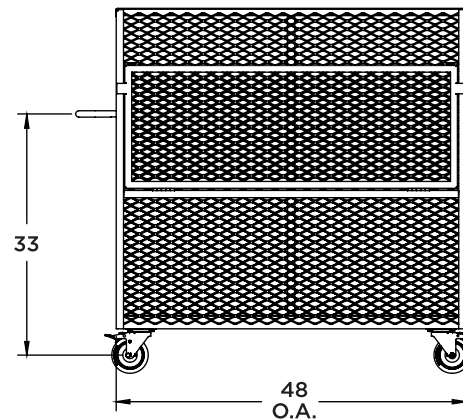


# DROP GATE CART

## PRODUCT SUMMARY

- Hinged drop-gate panel that can be lowered for better access for loading or unloading
- Front loading
- Expanded metal sides allow for better visibility and airflow
- Steel construction
- 2 swivel casters with total lock foot brakes and 2 directional locking casters

L 48.00" | W 23.88" | H 47.00"

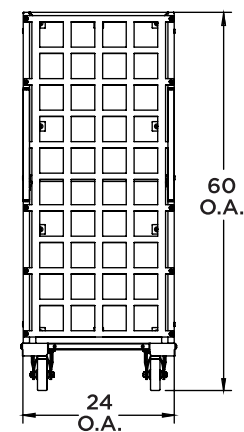
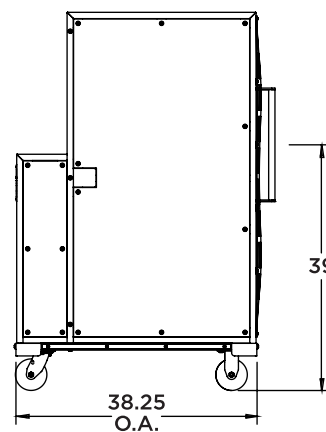


# DC CART

## PRODUCT SUMMARY

- Adjustable interior shelf
- Detachable cargo netting
- Ergonomic vertical push handles
- Translucent sides for better visibility
- Bumper guards
- Front storage area for lengthy (oversized) goods
- Cart identification plate
- 2 rigid casters and 2 swivel casters with total lock foot brakes

L 38.25" | W 24.00" | H 60.00"

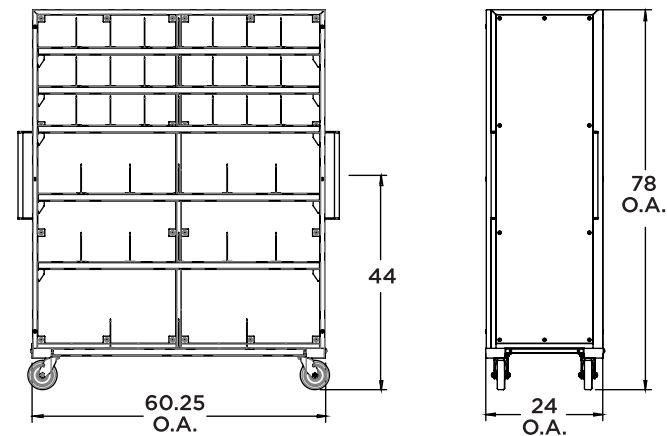


# SORTING CART

## PRODUCT SUMMARY

- Adjustable and removable interior shelving
- Front loading
- Adjustable partitions (dividers)
- Ergonomic vertical push handles on both sides
- Translucent sides for better visibility
- Bumper guards
- 2 rigid casters and 2 swivel casters with total lock foot brakes

L 60.25" | W 24.00" | H 78.00"



**MATERIAL HANDLING**

# PICKING CARTS

---

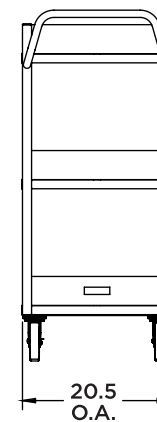
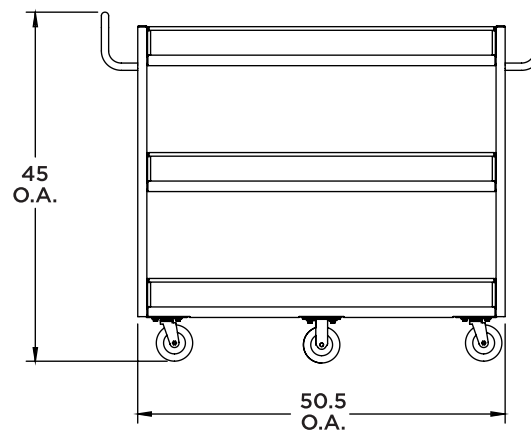


# STOW CART

## PRODUCT SUMMARY

- Aluminum construction
- Versatile grip push handles on both sides
- 3 fixed shelves with returns on 3-sides for quick loading
- Front loading
- 4 swivel casters with foot brakes and 2 central rigid casters

L 50.50" | W 20.50" | H 45.00"


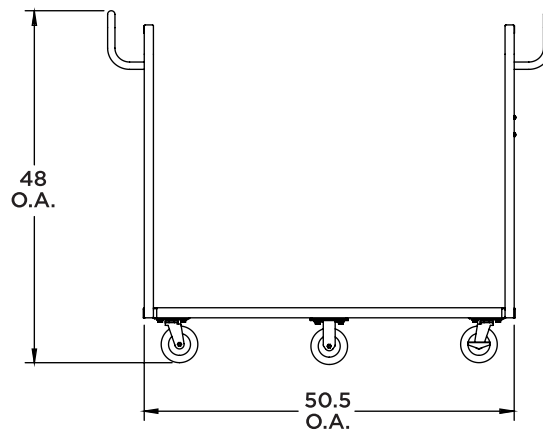


# U-BOAT CART

## PRODUCT SUMMARY

- Aluminum construction
- Versatile grip push handles on both sides
- Diamond plate base
- Loading from 2 sides
- 4 swivel casters with foot brakes and 2 central rigid casters

L 50.50" | W 16.00" | H 48.00"

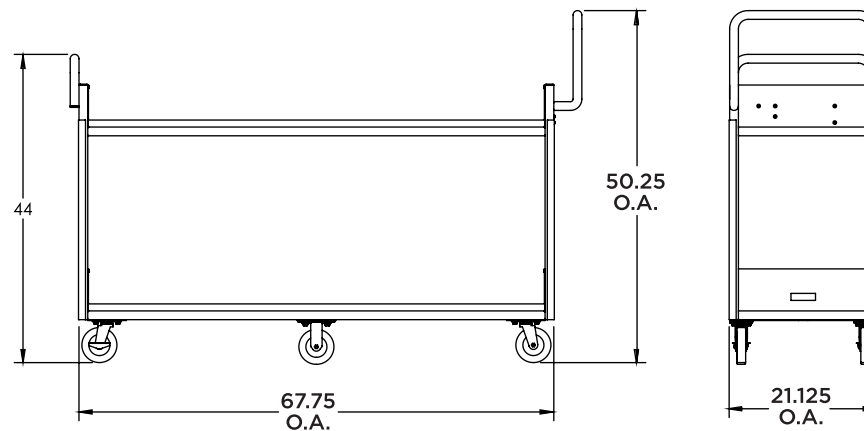


# WIDE PICK CART

## PRODUCT SUMMARY

- Aluminum construction
- Versatile grip push handles on both sides
- 2 fixed shelves with 1.5" lips
- Loading from 2 sides
- 4 swivel casters with foot brakes and 2 central rigid casters

L 67.75" | W 21.13" | H 50.25"

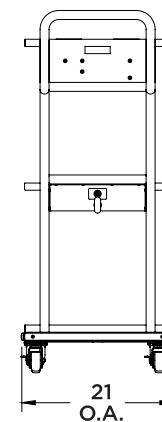
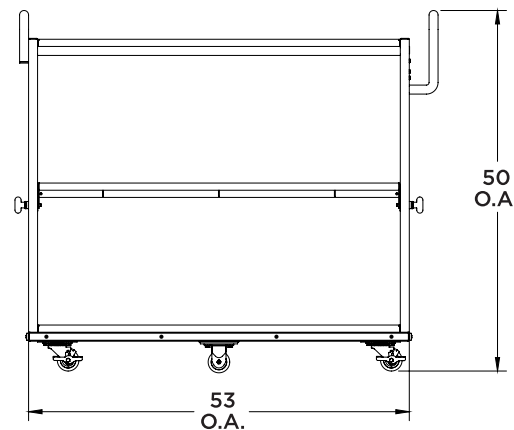


# LARGE BATCH PICK CART

## PRODUCT SUMMARY

- Pivoting middle shelf can be engaged with a lever
- Aluminum construction
- Versatile grip push handles on both sides
- 3 fixed shelves with 1.5" lips
- Loading from 2 sides
- Bumper guards
- 4 swivel casters with foot brakes and 2 central rigid casters

L 53.00" | W 21.00" | H 50.00"




# VERSATILE NESTING CART


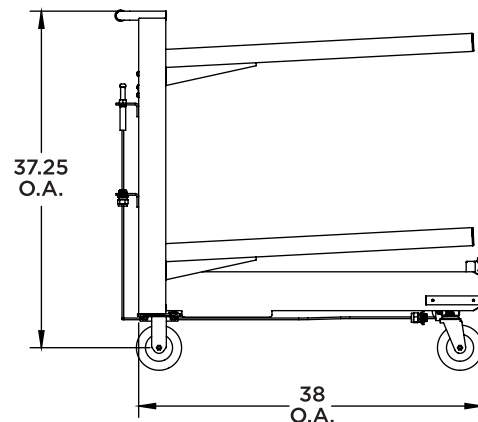
## PRODUCT SUMMARY

- Carts nest for ease of storage
- Gang carts together to make picking more efficient by reducing the amount of trips
- Engage ganging mechanism with quick release lever
- Pickup eCommerce orders easily and efficiently
- Stage eCommerce orders for customer pickup
- Narrow and lightweight to easily maneuver through aisles
- Bumper guards
- 2 rigid and 2 swivel casters

L 38.00" | W 23.75" | H 37.25"



NOMINATED FOR

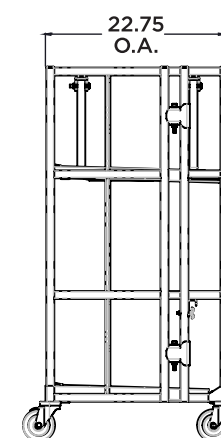
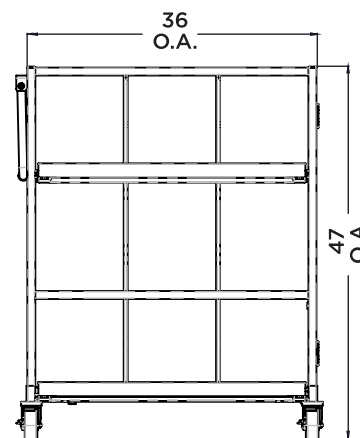


# RETURN CART

## PRODUCT SUMMARY

- Collapsible and nesting feature for effective storage
- Flip up handle with foam grip
- 2 flip up shelves
- Front loading
- 4 swivel casters with foot brakes

L 36.00" | W 22.75" | H 47.00"




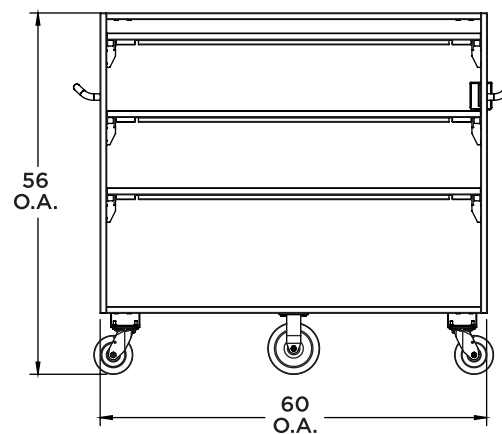


# PICK CART

## PRODUCT SUMMARY

- Versatile grip push handles on both sides
- Fixed base with 3 adjustable shelves
- Loading from 2 sides
- Expanded metal panels for better visibility
- 4 swivel casters and 2 central rigid casters

L 60.00" | W 24.00" | H 56.00"


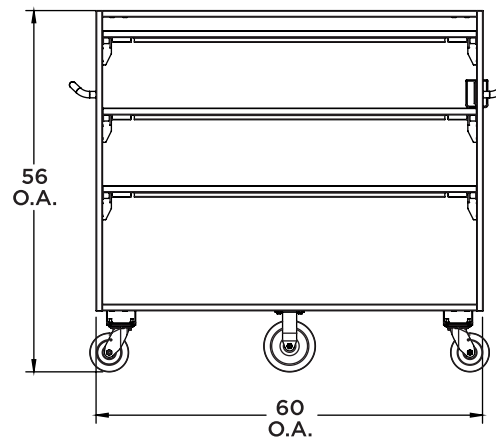


# PUT CART

## PRODUCT SUMMARY

- Versatile grip push handles on both sides
- Fixed base with 3 adjustable shelves
- Loading from 2 sides
- Expanded metal panels for better visibility
- 4 swivel casters and 2 central rigid casters

L 60.00" | W 16.00" | H 56.00"

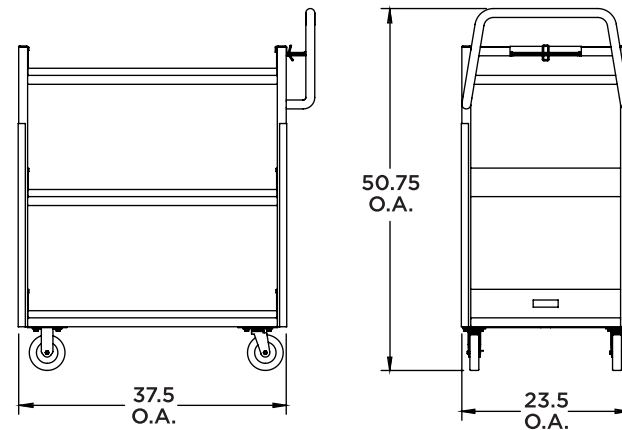


# GROCERY CART

## PRODUCT SUMMARY

- Aluminum construction
- Versatile grip push handles on both sides
- Bag holder accessory
- 3 fixed shelves with 1.5" lips
- Loading from 2 sides
- 2 swivel casters with foot brakes and 2 rigid casters

L 37.50" | W 23.50" | H 50.75"

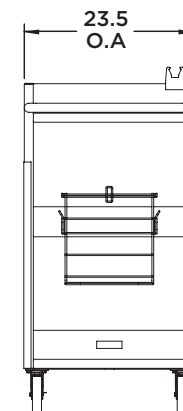
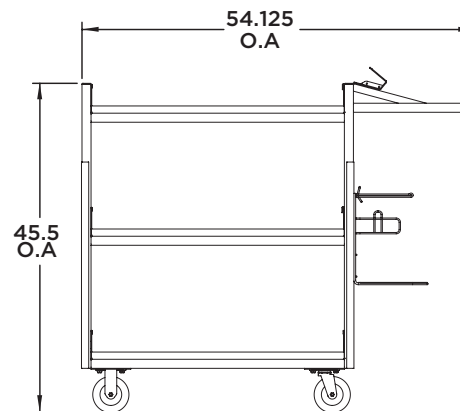


# GROCERY PICKING CART

## PRODUCT SUMMARY

- Powder coated steel frame
- 5" rigid and swivel casters with brakes
- Front bumper guards
- Optional food grade bins
- Saddle shelf for devices up to 12"D
- Magnetic scanner holder
- Metal rod frame bagging rack and shelf

L 54.125" | W 23.50" | H 45.50"



**MATERIAL HANDLING**

# **DISTRIBUTION CARTS**

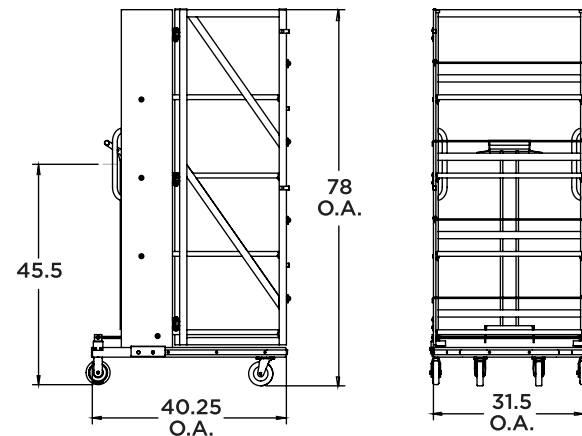
---

# PICKING TOTE CART

## PRODUCT SUMMARY

- Collapsible and nesting feature
- 4 flip up shelves, with special bracket to securely lock them in place
- Ergonomic hand operated central locking brake system
- Retainer bar (or strap option) to contain goods on the cart while in operation
- Bumper guard
- Zinc plated
- 2 rigid and 2 swivel casters

L 31.50" | W 40.25" | H 78.00"



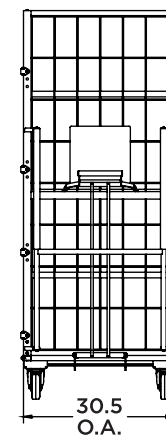
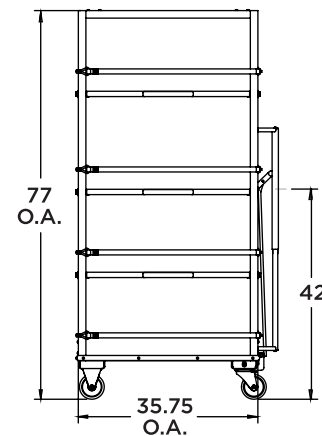


# SORT TO ROUTE CART

## PRODUCT SUMMARY

- Collapsible and nesting feature
- 1 Fixed base and 3 adjustable shelves
- Ergonomic hand operated central locking brake system
- Optional dead man brake system “push to go”
- Ergonomic vertical handle with foam padding
- One-touch retainer straps to contain goods on the cart while in operation
- Loading from 2 sides
- Route identification plate
- Wire grid on 2 sides for better visibility
- Bumper guard
- Zinc plated
- 2 rigid and 2 swivel casters

**L 30.50" | W 35.75" | H 77.00"**

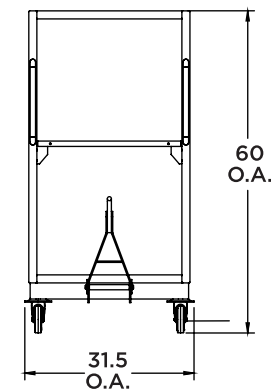
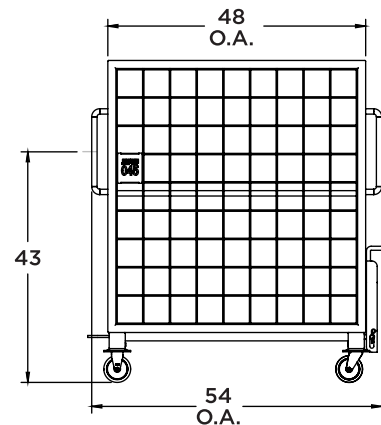


# PARCEL CART

## PRODUCT SUMMARY

- Heavy-duty hitch for ganging carts together to reduce the amount of trips
- 1 Fixed base and 2 large lipped adjustable shelves to retain goods
- Loading from 2 sides
- Route identification plate
- Ergonomic vertical handles
- Wire grid on 2 sides for better visibility
- Bumper guard

L 48.00" | W 31.50" | H 60.00"

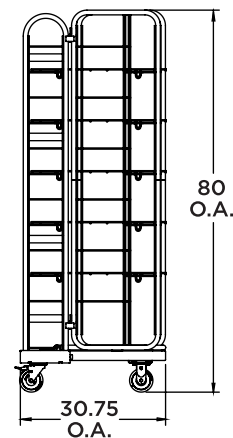


# SHIP VESSEL CART

## PRODUCT SUMMARY

- Collapsible and nestable
- 1 base and 5 adjustable wire shelves
- Shelves are easily removable and stored on the back of the cart for increased cargo space. No tools required
- Versatile cart with several shelf configurations
- Cargo netting on both sides to retain goods while in operation
- Loading from 2 sides
- Bumper guard
- 2 swivel casters with total lock foot brake and 2 rigid casters

L 24.00" | W 30.75" | H 80.00"

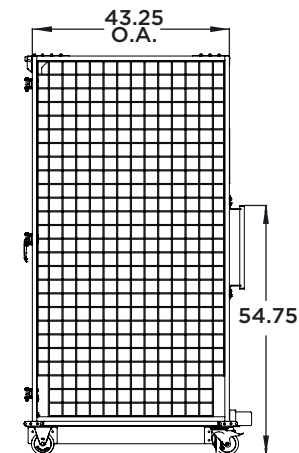
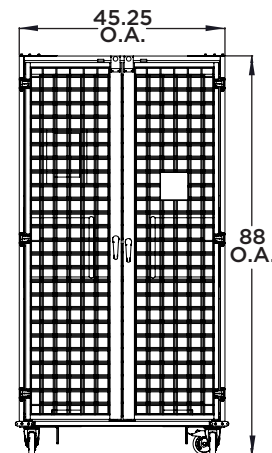



# DC PARCEL CAGE

## PRODUCT SUMMARY

- Solid steel base
- Zinc plated
- 2 swivel casters and 2 rigid casters
- 1 side loading and unloading
- Security latch double doors to secure product in place and avoid damage
- Can be maneuvered with the use of a pallet jack or forklift
- Route identification plate
- Ergonomic handle with multiple grip points
- Wire grid on 4 sides for better visibility
- Bumper guard

L 45.25" | W 43.25" | H 88.00"

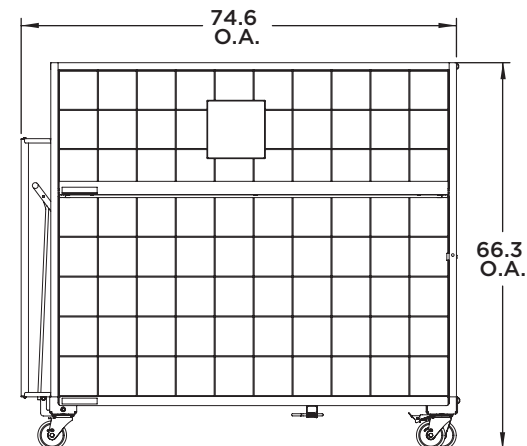
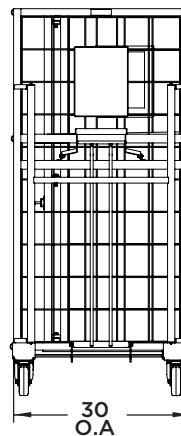


# COLLAPSIBLE DEPOT CART

## PRODUCT SUMMARY

- Solid steel base
- Powdercoated steel
- 2 swivel casters, 1 swivel caster with directional lock and 1 rigid caster
- 1 side loading and unloading
- Shelf with front lip
- 1 or 2 shelf configuration
- Collapsible and nestable
- Route identification plate
- Ergonomic handle with multiple grip points
- Central locking brake system
- Wire grid on 3 sides for better visibility of product
- Bumper guards
- Load Capacity: 350 Kg (771 Lbs)

**L 74.60" | W 30.00" | H 66.30"**



**MATERIAL HANDLING**

# **DISPLAY CARTS**

---

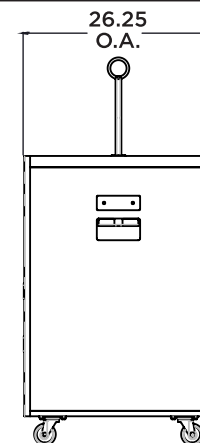
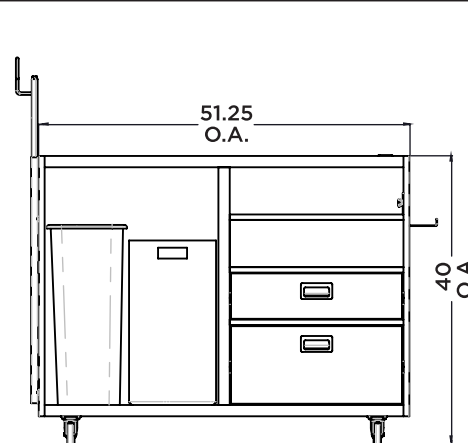


# MOBILE RETAIL CHECKOUT CART

## PRODUCT SUMMARY

- Cable management system
- Highwear working surface
- Telescopic garment hanger
- Lockable pullout drawers and shelving on both sides of the carts
- Option to secure to an existing fixture or counter with an adaptable ganging bracket system
- 4 swivel casters with foot brakes

L 51.25" | W 26.25" | H 40.00"

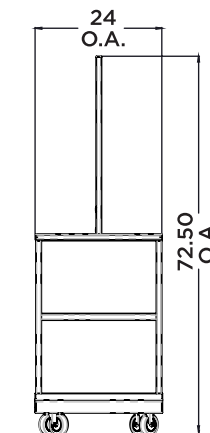



# RETAIL DISPLAY CART

## PRODUCT SUMMARY

- Steel construction
- Garment hangrail
- Pull/Push handle on one side
- 3 large display surfaces
- 4 swivel casters with foot brakes

L 60.00" | W 24.00" | H 72.50"

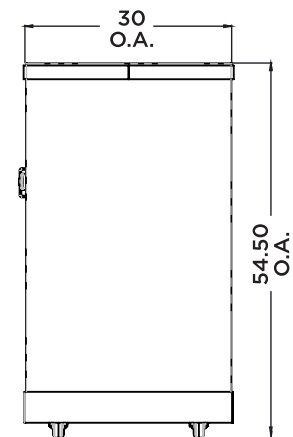
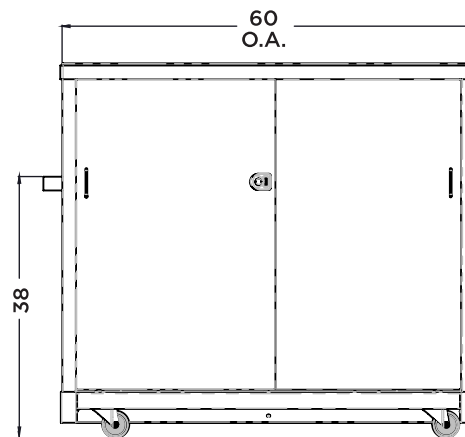


# ORDER PICK UP CART

## PRODUCT SUMMARY

- Steel construction
- Pull/Push handle on one side
- Highwear working surface
- Sliding doors with a secure locking system
- Adjustable metal shelving
- 2 rigid casters and 2 swivel casters with central foot locking brake

L 60.00" | W 30.00" | H 54.50"

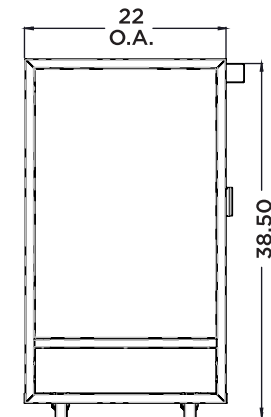




# LIQUOR LOCK UP CART

## PRODUCT SUMMARY

- Steel construction
- Highwear working surface
- Sliding doors with a secure locking system
- Pull/Push handle on one side
- Adjustable metal shelving
- 4 swivel casters with foot brakes

L 36.00" | W 22.00" | H 38.50"

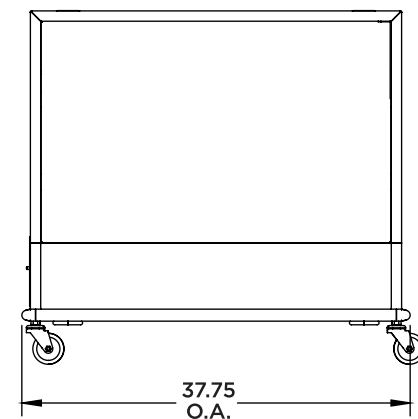
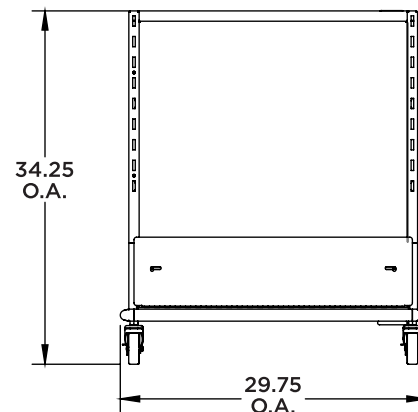


# VERSATILE DISPLAY CART

## PRODUCT SUMMARY

- Versatile cart with several configurations and functions
- Can be used in a Pop-Up store
- Shelves and accessories are stored within the cart for quick and easy set up
- Quick and easy relocation
- Adjustable shelving options can easily be mounted to slotted standards on the side of the display cart
- Garment hangrail
- Available with wire bulk bin, with adjustable wire shelving or closed top with grommet hole
- Exit hole at the base of the cart for power extension cord

L 37.75" | W 29.75" | H 34.25"




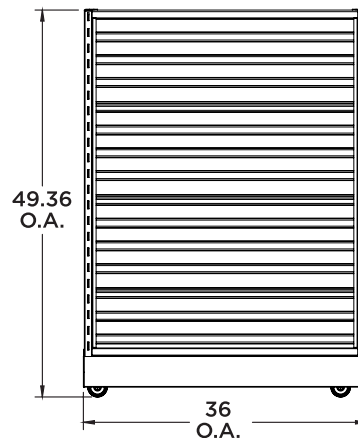


# VERSATILE MERCHANDISE CAGE SYSTEM

## PRODUCT SUMMARY

- Universal versatile base platform with several possible configurations for a variety of display options
- Accommodates a variety of accessories (shelves, peg hooks, faceouts, etc)
- Interchangeable signage
- Display on casters for easy relocation
- Bumper guards
- 4 swivel casters with foot brakes

L 36.00" | W 36.00" | H 49.36"



**MATERIAL HANDLING**

# STACKERS

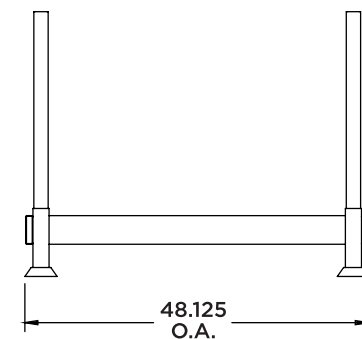
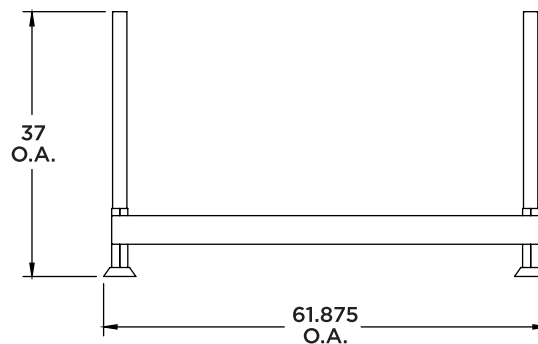
---

# STACKER

## PRODUCT SUMMARY

- Optimize space by stacking vertically
- Steel construction
- Heavy duty
- Movable with a pallet jack or forklift
- Can be used indoors and outdoors

L 61.88" | W 48.13" | H 37.00"

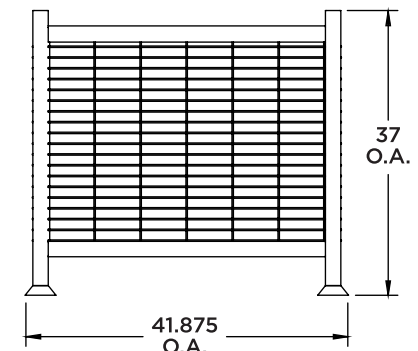
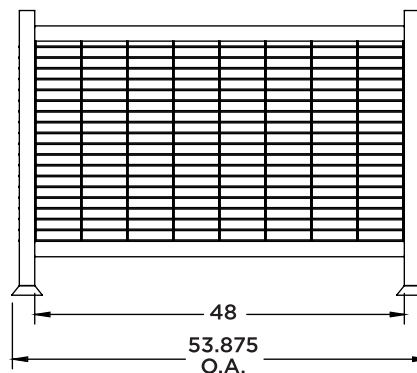


# STACKER CAGE

## PRODUCT SUMMARY

- Optimize space by stacking vertically
- Steel construction
- Heavy duty
- Movable with a pallet jack or forklift
- Can be used indoors and outdoors
- Wire grid frame on 4 sides to retain products

L 53.88" | W 41.88" | H 37.00"

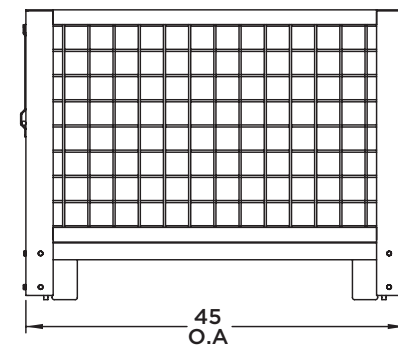
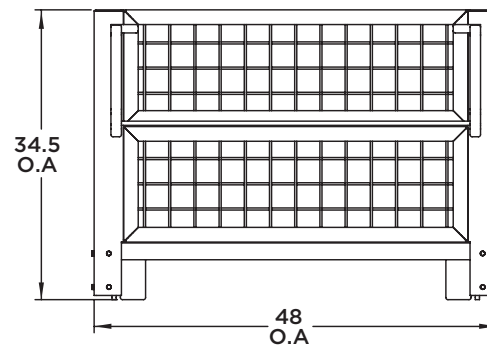


# STACKER CAGE

## PRODUCT SUMMARY

- Compatible with common plastic stacking containers
- Accessible fold down gates when stacked
- Optimize space by stacking vertically
- Steel construction
- Heavy duty
- Movable with a pallet jack or forklift
- Can be used indoors and outdoors
- Wire grid frame on 4 sides to retain product

L 48.00" | W 45.00" | H 34.50"



**MATERIAL HANDLING**

# CAGES

---

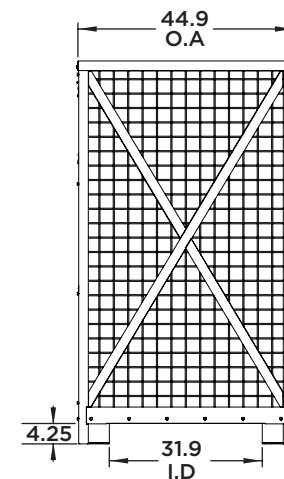
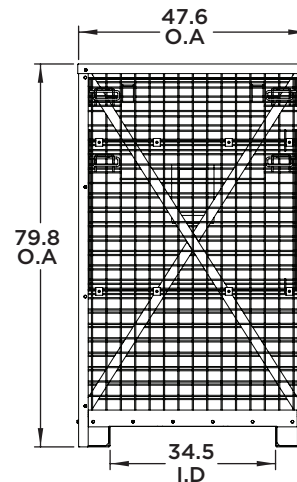


# NON-CONVEYABLE CAGE

## PRODUCT SUMMARY

- Steel construction
- Heavy duty
- Steel metal base with perforation for drainage
- Folding door panel
- Vertical angles support with cross bracing
- Movable with pallet jack or forklift
- Optimize your space
- Outdoor/indoor use
- Wire grid frame on 4 sides to retain product
- Load capacity: 1200 LBS (544 KG)

**L 47.60" | W 44.90" | H 79.80"**



**MATERIAL HANDLING**

# **PACKING STATION**

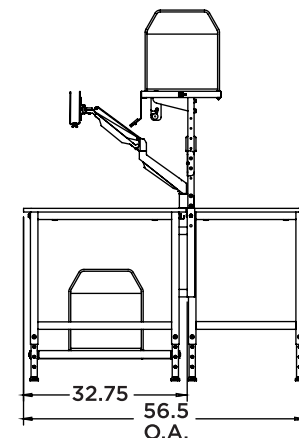
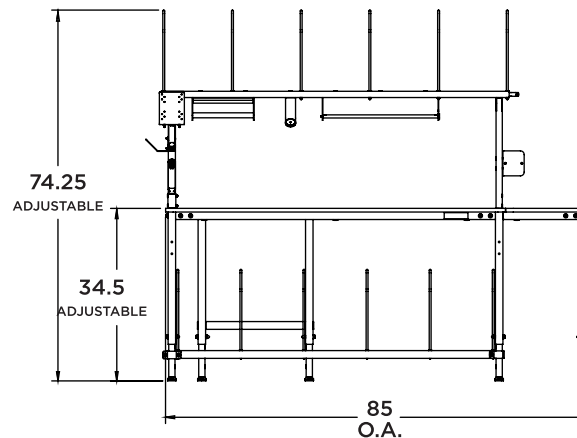
---

# ARRANGE: PICK & PACK WORKSTATION

## PRODUCT SUMMARY

- Workstation organization
- Effortless order preparation
- Easy order packaging
- Andon configurable (sold separately)
- Adjustable monitor mount
- Seamless 5S implementation
- Adjustable table height
- Custom sizing available

L 85.00" | W 56.50" | H 74.25"



**MATERIAL HANDLING**

# **A-Lift INDUSTRIAL TRICYCLE**

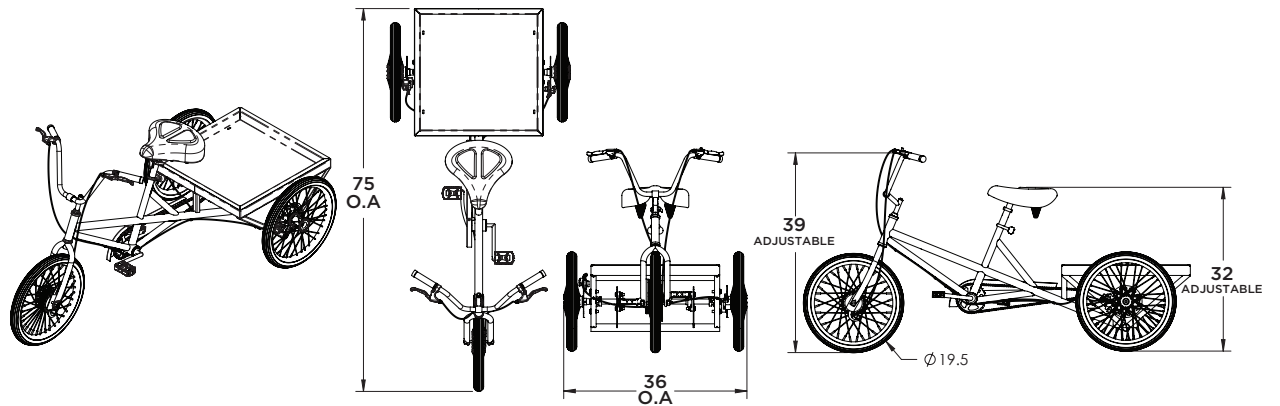
---

# A-Lift INDUSTRIAL TRICYCLE

## PRODUCT SUMMARY

- Disc brake (x 2 on the rear axis)
- Drum brakes on the front with parking pin (make it stationary)
- Chrome rims with spokes
- Solid tire
- Heavy-duty differential (block a wheel to turn or small space)
- Free wheel cranks
- Comfortable and adjustable saddle on spring
- Comfortable and adjustable chrome handlebar with handgrip
- Removable modular pan with possibility of adding accessories
- Front and rear LED Light

L 75.00" | W 36.00" | H 39.00"



# ARRIVE Shelving System





# ARRIVE Shelving System

**FROM THIS...**



Often parcels arrive to their destination on a truck like this...

**...TO THIS.**



Arrive is the ultimate last mile solution. secure your packages and facilitate delivery with the help of adaptable folding shelves.

# ARRIVE Shelving System



## **Adaptable**

An adjustable bracket and track system allow the uprights to be finely positioned along inconsistent wall depths within varying parcel delivery vehicles

## **Smooth Action**

Nested gas struts ensure shelves are secure and allow for smooth transitions



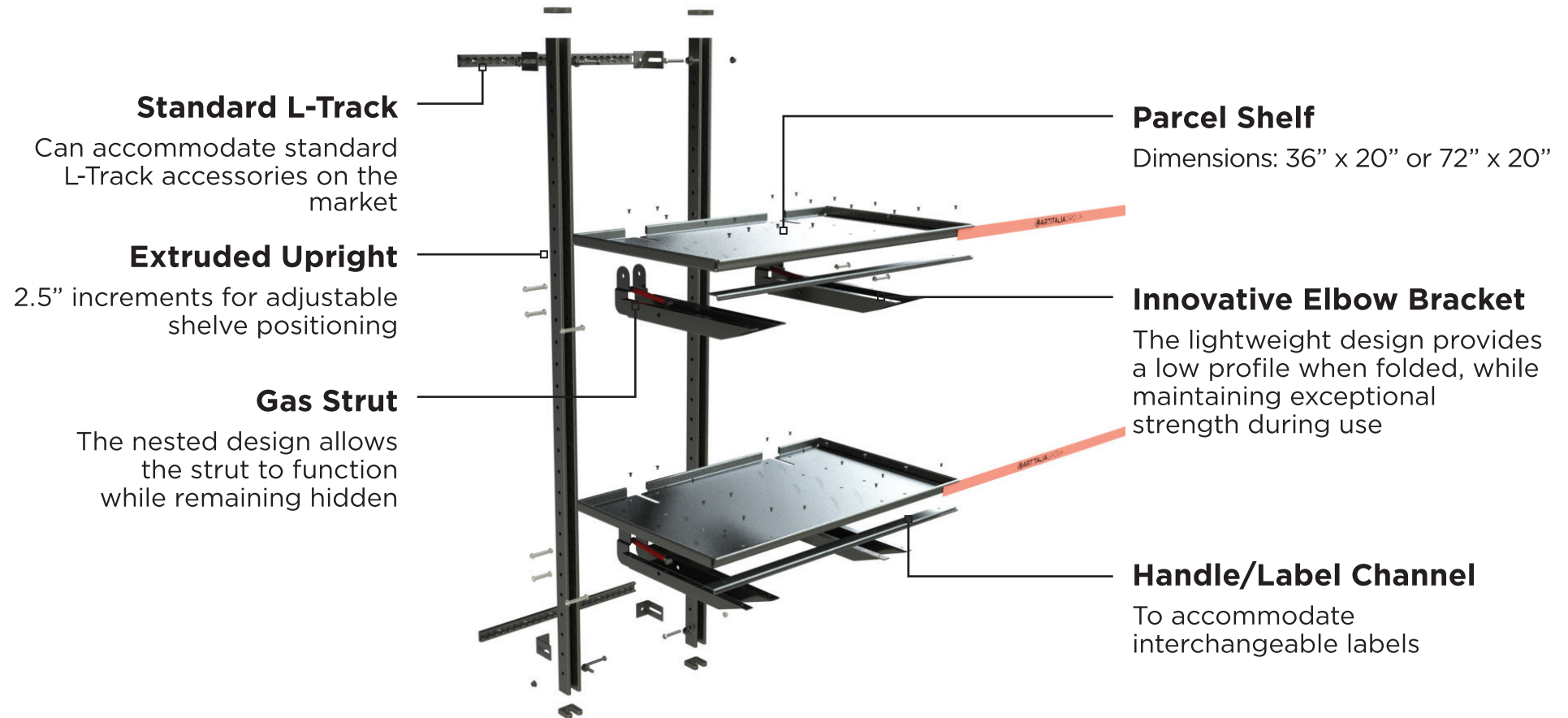
## **Low Profile**

Shelves fold upright to optimize space

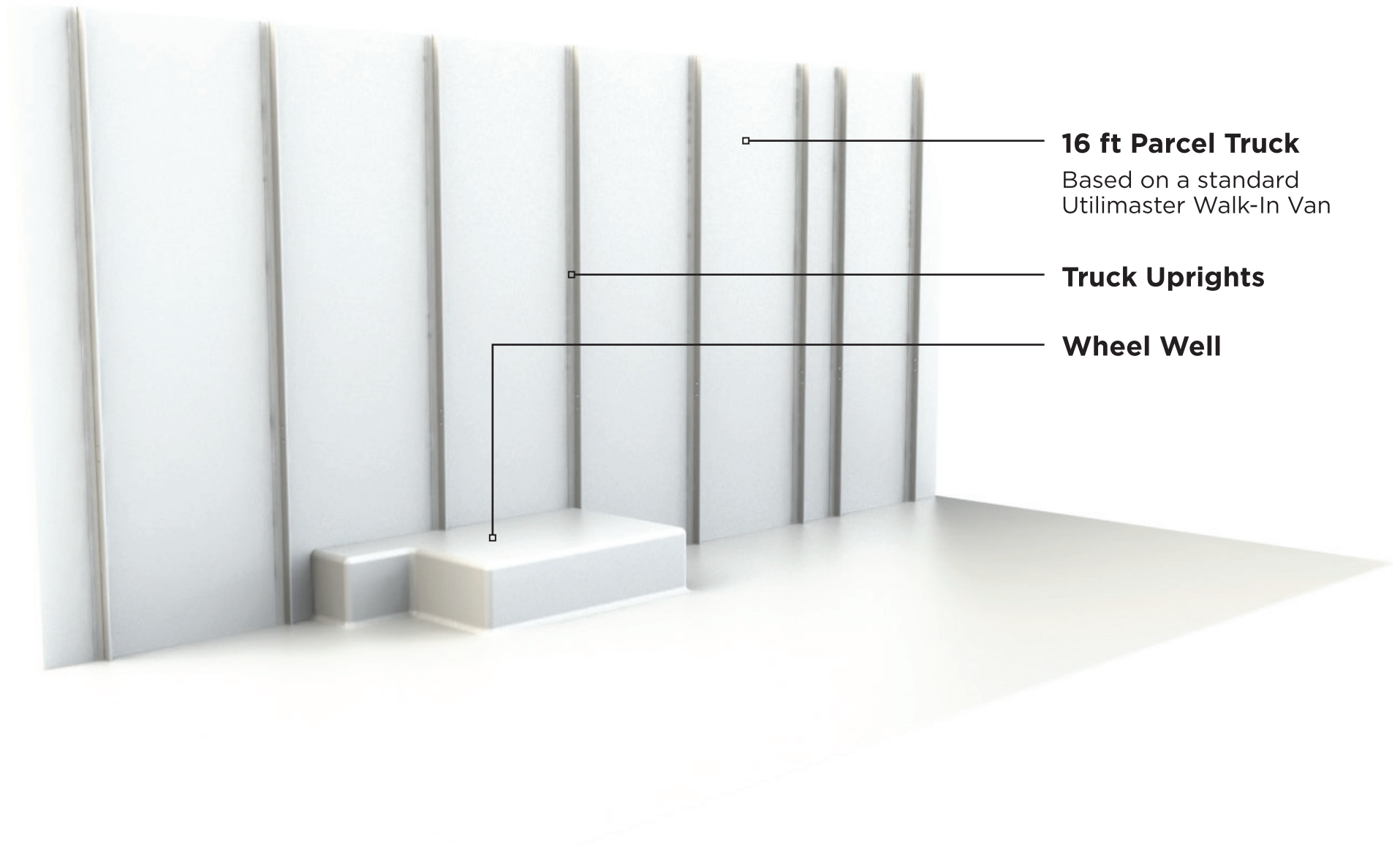
## **Lightweight**

The entire system is constructed from lightweight aluminum, for improved gas mileage

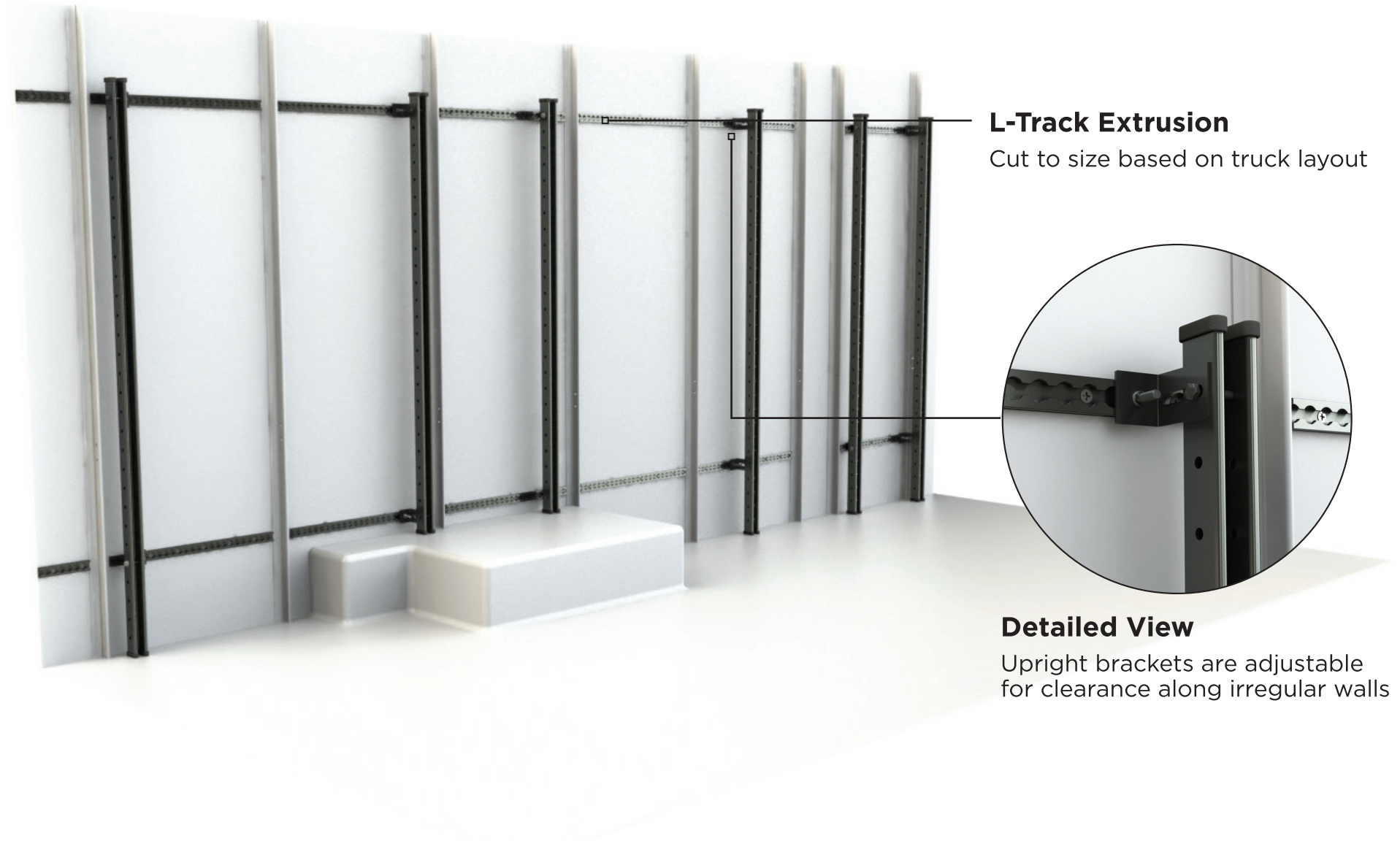
# ARRIVE Shelving System



# ARRIVE Shelving System



# ARRIVE Shelving System



## L-Track Extrusion

Cut to size based on truck layout



## Detailed View

Upright brackets are adjustable for clearance along irregular walls



# ARRIVE Shelving System




## Detailed View


Arms are installed with nested gas struts



# ARRIVE Shelving System



# ARRIVE Shelving System



## Detailed View

Gas struts fold within the upright extrusions

# ARRIVE Shelving System



## **Load Capacity**

Designed and manufactured to support up to 100lbs per linear foot

## **Cargo Nets**

Secure an entire shelf quickly and efficiently



# ARRIVE Shelving System



## Detailed View

Straps can be anchored to the L-Track's spring release system



## Detailed View

Quickly loosen straps for access, and tighten to secure during transit

 **ARTITALIA**GROUP  
WWW.ARTITALIA.COM | 1.800.644.7595

